

Unit Plan by Ms Mak Yee Kiu

Title of Unit: Being a detective

Number of lessons: 1

Teacher: Miss Mak Yee Kiu

Class: P4A

Time: 1:55 p.m.-2:30p.m. (35 minutes)

Date: 26th April, 2010

A. Previous knowledge:


1. Students have learnt the Wh-question word, 'Whose'.
2. Students have learnt the meaning and usage of 'belong to'.
3. Students have learnt vocabulary items about accessories.

B. Expected Learning Outcomes:


1. Language Items: a. Vocabulary: daily accessories b. Grammar items: possessive pronouns, 'his', 'hers' and 'theirs'.
2. Task completion: Students would be able to make sentences by using possessive pronouns.
3. Language Skills: listening, speaking and writing
4. Generic Skills: creativity and communication skills
5. Drama conventions: teacher-in-role

Time	Learning Experiences	Resources	Learning Outcomes
5 mins	<p><u>Warm up: memory game</u></p> <ol style="list-style-type: none"> 1. T shows a picture of some common accessories. 2. T gives Ss 15 seconds to remember those items. 3. Ss name as many items as possible. 	powerpoint	Work in pairs to name as many items as possible

5 mins	<p>4. T introduces possessive pronouns 'his', 'hers', 'theirs'.</p> <p>5. T shows the relationship between 'name's' and the possessive pronouns above.</p>	powerpoint	---
5 mins	<p>6. T makes use of the drama conventions: 'teacher-in-role' to play the detective game.</p> <ul style="list-style-type: none"> • Teacher is a detective and students are police force • Problem: One afternoon, some kids were playing in the park. Suddenly, they disappeared. They left their belongings. • Students' task: Match the belongings with the names of the kids 	A jacket, a police hat	
10 mins	<p>7. Ss work in a group of 6.</p> <p>8. One English representative comes out and gets a sheet of paper and markers for each team.</p> <p>9. Writing Exercise: a. 'Detective' shows different pictures of some kids to 'police force' as well as some pictures of their belongings.</p> <p>b. Ss are asked to match the belongings with the names of the kids by writing a few sentences with the usage of possessive pronouns 'his', 'hers' and 'theirs'. For example, The ball belongs to <u>Tim</u>. It is <u>his</u>.</p> <p>c. 'Police force' work in teams to match the belongings with the kids. Each team mate is responsible for finding the belongings for each kid.</p>	<p>-possessive pronouns, 'his', 'hers' and 'theirs'.</p> <p>-a sheet of paper and markers</p>	
5 mins	<p>10. Each team presents their findings in front of the class.</p>		
<p>Remarks: In the picture, there is an item which does not belong to any kids in the picture. Ss have to think critically whether that T-shirt belongs to Daisy or not. Students have to explain why it does not belong to Daisy too.</p>			
5"	<p>Round up</p> <p>1. Teacher rounds up and reminds students about their learning focus of the lesson.</p>		




Cindy and Owen




Jack Y



Kelvin



Edwin




Steven

May



Daisy



Jason

The belongings being left over in the park

